


# Inox-System

Modulbauweise · Module Assembly



- 1,50 m = G
- 1,51 m - 2,70 m = G + 1 x Z
- 2,71 m - 3,90 m = G + 2 x Z
- 3,91 m - 5,10 m = G + 3 x Z
- 5,11 m - 6,30 m = G + 4 x Z
- ...

## Design *Berlin*

51500 + 51501 Pfosten aus Edelstahl / *Inox post*  
 51600 + 51601 Pfosten aus Holz, Buche lackiert / *Coated beech post*

**Art.-Nr.: 41400 = G**

**Art.-Nr.: 41401 = Z**

**Art.-Nr.: 51505**

**E**

90° bis 240°

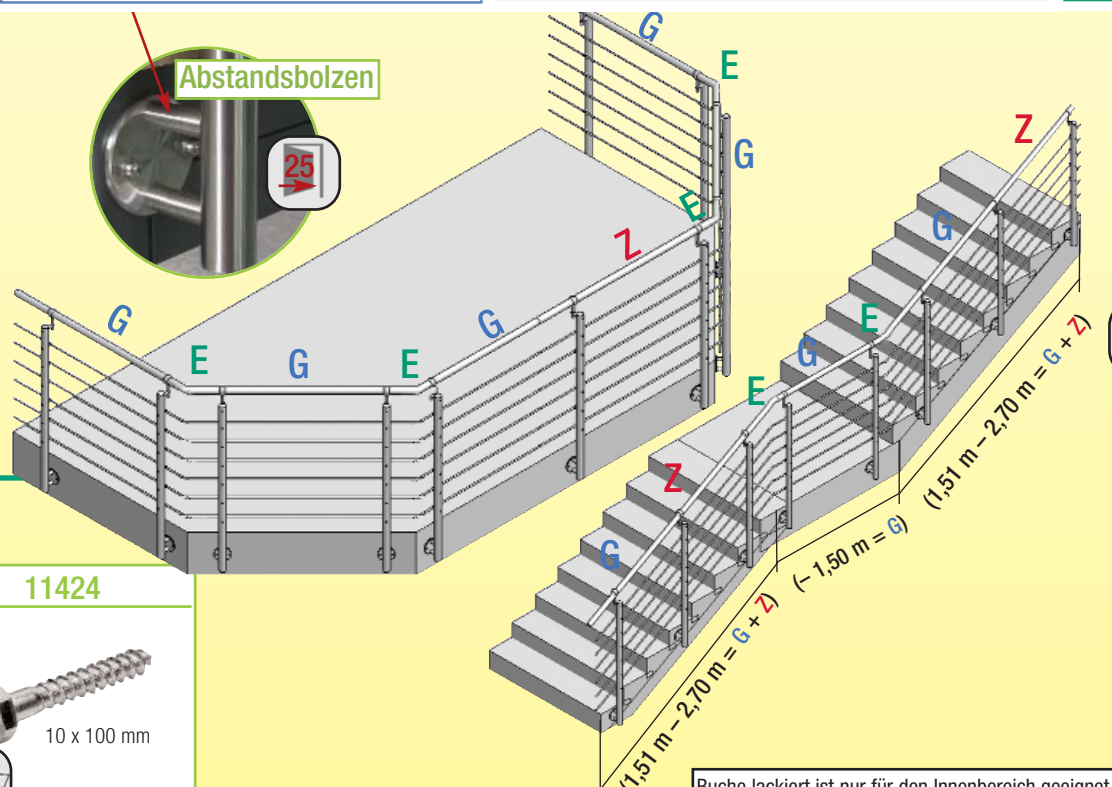
**Art.-Nr.: 41500 = G**

**Art.-Nr.: 41501 = Z**

**Art.-Nr.: 51506**

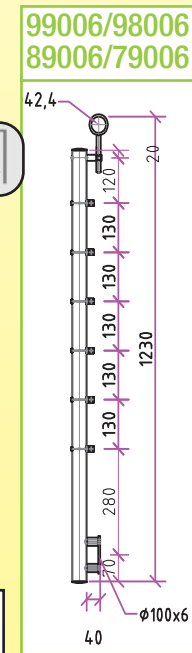
**E**

90° bis 240°



**11424**

10 x 100 mm



Buche lackiert ist nur für den Innenbereich geeignet.  
 Coated beech only for inside use.